

Samples of interactive exercises in Activprimary flipchart format, using engaging interactive tools to 'drag and drop', 'rub and reveal', extract hidden pictures and words, write and draw with pen etc.

These activities support the song in each unit, developing use of vocabulary and sentence structures and ensuring progression in all language skills.



Find the hidden writing with my magic box and drag it to the correct numbers !

	deux 2
	4
	1
	3
	cinq 5

Find the hidden writing and match to the faces !

	Comme ci comme ça, merci.

Children love to reveal hidden text with the magic magnifying glass.


Quel temps fait-il ? Play karaoke track

- Bonjour, lundi !
Hello, Monday !
Quel temps fait-il ?
What's the weather like ?
Il fait chaud aujourd'hui.
- Il fait chaud, youpi, youpi !
- Au revoir, lundi !

Continue...

They can rub out with the eraser to reveal the English translation of the song words.


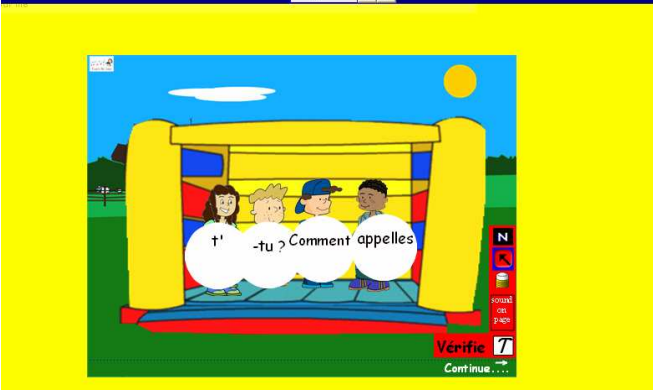
Pupils enjoy clicking on the board to make things appear !




In this activity, the answer is revealed in a tickertape that runs across the top of the board.

Pupils practise listening comprehension by responding to the recordings of native French children.

Comment t'appelles-tu ?



Activities are varied, colourful and fun ! Non-specialists have full support in the notes and recordings. Specialists can take the exercises further.



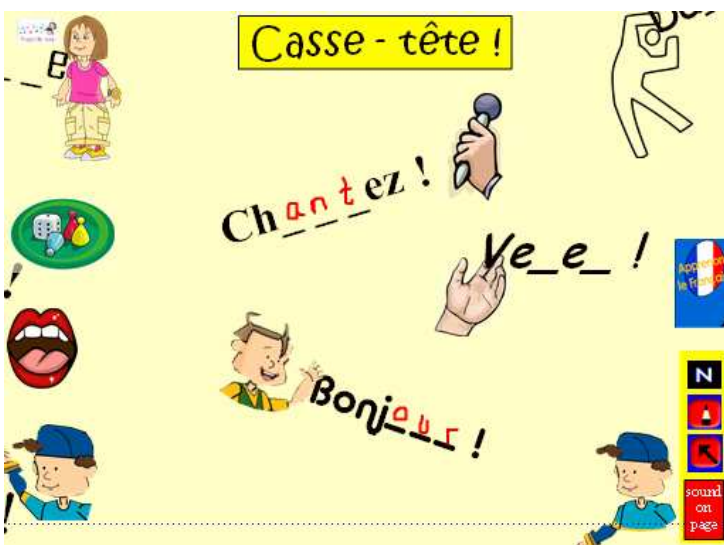
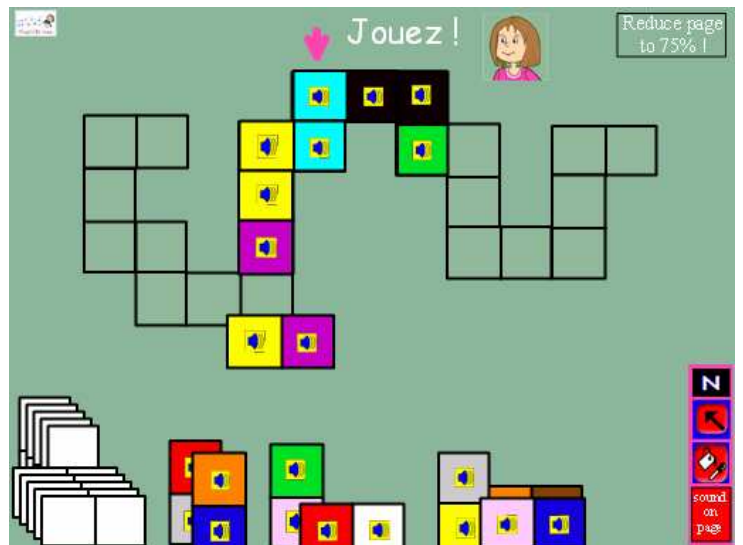

Task objective (Oracy/Literacy/Knowledge about Language):
to practise saying and writing short sentences using the 12 nouns learnt so far in this unit and the phrases 'il y a' and 'à la mer'.

Task:

to describe in very simple sentences all the strange things about this picture, namely the way the scene is coloured.

1) Play the Tickertape at a slow speed and ask the class to read some of the sentences until they get the idea of how to describe the picture.

2) Then stop the Tickertape and ask pupils to continue their description unaided. The tickertape can be restarted at any time to help or verify.



Learning to spell is fun too, as children get to write on the board themselves, filling in missing letters.

Pupils learn from dragging and dropping pictures or script, earning a reward jingle or word of praise.

il fait soleil il fait chaud il fait beau

il neige

il pleut

il fait froid

Quel temps fait-il ?

sound on page

Can you place the right instruction beside each picture?

Dancez !

Apprenez ! Venez !

Chantez ! Jouez !

Parlez !

sound on page

Climb the stairs if the words match !

sound on page

Place the juggling balls on the correct pictures !

sound on page

Rub and reveal the numbers hidden in the lavender !

douze treize quatorze

11 12 13 14 15 16

sound on page

Place the correct ending on each nationality !

gallois

écos _____

ang _____

lais çais

dais sais

fran _____

irlan _____

sound on page

There are plenty of team games to practise vocabulary.



Old favourites such as Hangman make excellent practice for vocabulary and unlike most software, the teacher has authorship of the game.



Would you like to find out about the city of Perpignan, in south-west France, where we live ?
Click here to go straight to the tourist board website !

<http://www.perpignantourisme.com/>

At the **Office de Tourisme** website, you will find **un plan de la ville de Perpignan** and also **une photothèque** !
Une bibliothèque is a library. Can you guess what **une photothèque** is ?



Pupils discover about French life and culture through research on the internet. Zim Zam Zoum is set in the town of Perpignan in the South-west of France.

Just a click away, every page has on-screen notes which state the Task Objective and explain how the activity works.

Task Objective (Literacy/Oracy):
to practise reading comprehension of animal words.

Task:
to match labels to the animals.

- 1) Call pupils to board in turn to drag an animal word from behind the tree, starting at the X.
- 2) Pupils say the word as they position it next to the correct animal. The animals can be clicked, if pupils need to hear the sound recordings again to verify their pronunciation.




Vocabulary lists can be printed off for use at home.

Lesson Plan pages show at a glance the skills covered by each activity.


Vocabulaire 3

Quel temps fait-il ?	What's the weather like?
Il fait chaud	It's hot
Il fait froid	It's cold
Il fait beau	It's lovely (weather)
Il fait mauvais	It's miserable (weather)
Il fait soleil	It's sunny
Il pleut	It's raining
Il neige	It's snowing



Lesson 2

Framework Skill/Strand	Objective/Activity	Page
Revision Tickertape	Revision Tickertape - days of the week.	7
Practice at reading and remembering new words	Practice at reading and remembering new words from previous lesson, with brief revision quiz.	14
Practice at spelling new vocabulary	Practice at spelling new vocabulary - drag and drop word endings.	15
Using new vocabulary in sentences	Using new vocabulary in sentences revising 'il y a' structure and plurals - house of cards.	16
Choose correct spelling	Choose correct spelling - drag and drop ladybirds.	17
SONG	SONG: Quel temps fait-il ? - introducing weather vocabulary with days of the week.	18
Intercultural research activity	Intercultural research activity - T&V, 2CV, poems.	19



Knowledge about Language - Pronunciation

c if followed by e, i, or y sounds like the s in Sam

cinq, France, c'est, bicyclette

Can you think of another example?

Continue...

Task objective (Oracy):
To practise saying numbers 1 to 10.

Task:

- 1) Select the Marquee Select Tool.
- 2) The aim of the game is for each team to say the numbers on the stones and cross their character over the river in the least possible time.
- 3) Start by dividing the class into 2 teams, A and B. Team A goes first. Click on the fish to start the time and move the character onto each stone as the team says that number right. Record the time. Repeat process for Team B.
- 4) After having played this game as a class, pupils can play against each other.

Knowledge about Language - even grammar can be fun with animation and interactive exercises.

la fille les filles

Make the following plural!

le ballon

les ballons

q w e r t y u i o p
a s d f g h j k l «
' z x c v b n m é è à

● VERIFIE
● RECOMMENCE
● CONTINUE

Assessment with the Activote pupil response system is very popular and gives the teacher recorded data on each child and the class as a whole.

Quiz

1

2

3

4

5

6

Résultats ACTIVote